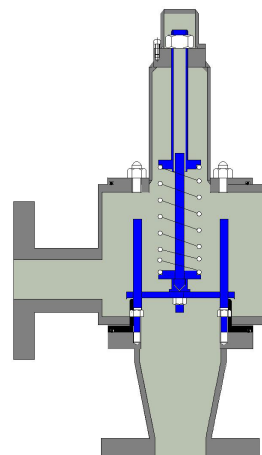


Product Highlights

- Closed vent Spring Loaded
- Standard Pressure settings + 2 mbarg to 100 mbarg
- Size range 2" (50 mm) - 12" (300 mm)
- Standard body materials - Aluminium, Carbon steel, Stainless steel
- Standard trim material - Stainless steel
- Diaphragm material - PTFE
- Removable seats
- Standard full form flanges - ANSI / DIN / JIS / Specials
- Lightweight design
- Steam Jackets
- Proximity Switches to indicate pallet lift
- Tri clamp / screwed connections available
- Alternative materials for hazardous applications
- Non standard applications consult factory



B300 CVS

Features

Low cost maintenance

Lightweight design provides easy handling whilst interchangeable components ensure standard parts are easily replaced

Testing / Quality

All products are factory tested and fully certified.

Self Draining

All products are designed so that any condensate drains away from seating areas.

Low leakage

Standard seating design ensures minimum leakage of less than 1 scfh at 90% of set pressure.

Internal Parts

Internal parts are stainless steel as standard. Non standard materials available upon request.

Connections

All valves are supplied with full form flanges to meet individual requirements. Other connections are available upon request.

Non Standard Applications

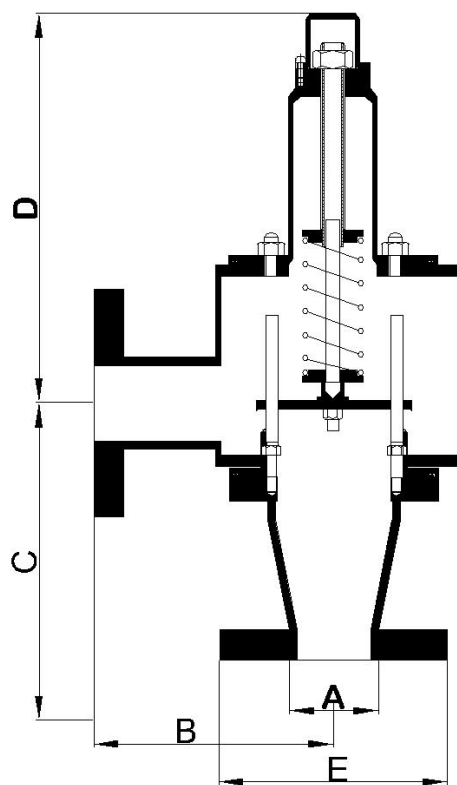
There are numerous options available for special applications. Exotic materials such as Hastelloy and various plastics can be offered to suit the most hazardous of environments. Special coatings can be applied for extreme service. For low temperature duties, internal parts can be PTFE coated to prevent seizure.

See separate section in catalogue.

* All products are subject to continuous development and subsequently 3B Controls reserve the right to change specifications outlined in this catalogue without notification.

B300 Series CVS

Pressure or Vacuum Relief Valves



Dimensions

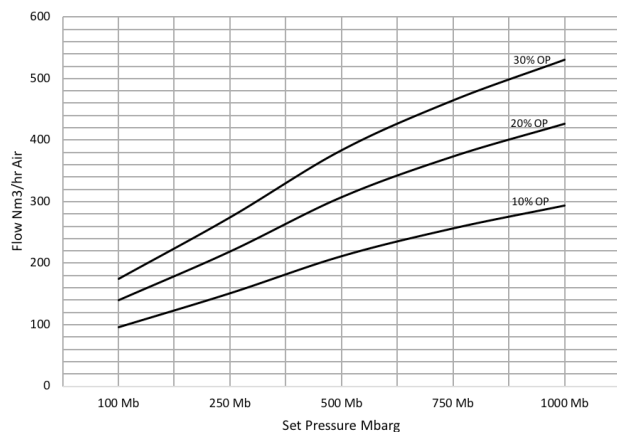
	A	B	C	D	E
50(2")	54	140	165	164	152
80(3")	76	169	198	185	190
100(4")	102	191	231	216	229
150(6")	153	276	290	235	279
200(8")	203	308	335	250	343
250(10")	255	332	393	301	406
300(12")	305	336	545	301	483

B300 Series CVS

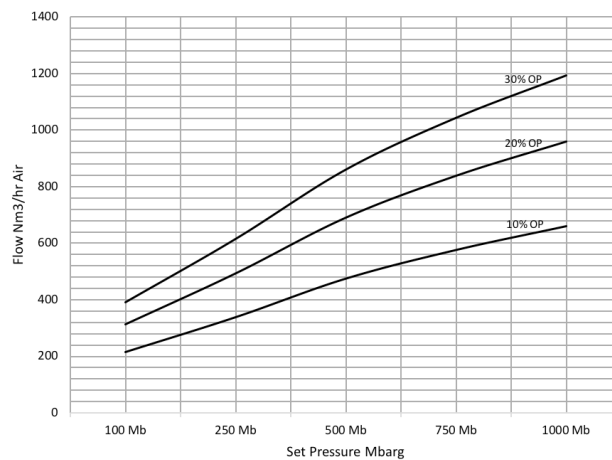
Pressure or Vacuum Relief Valves



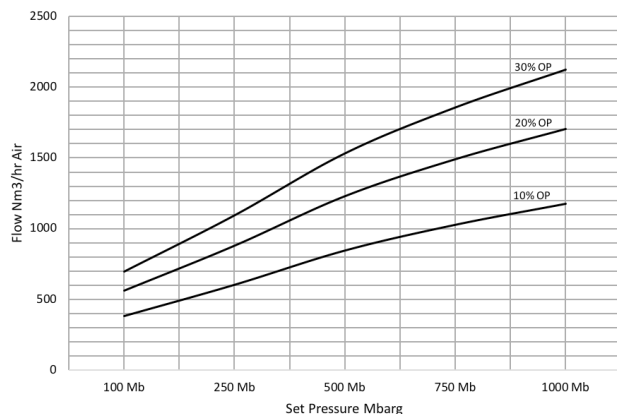
2" Pressure Flow B300 Closed Spring



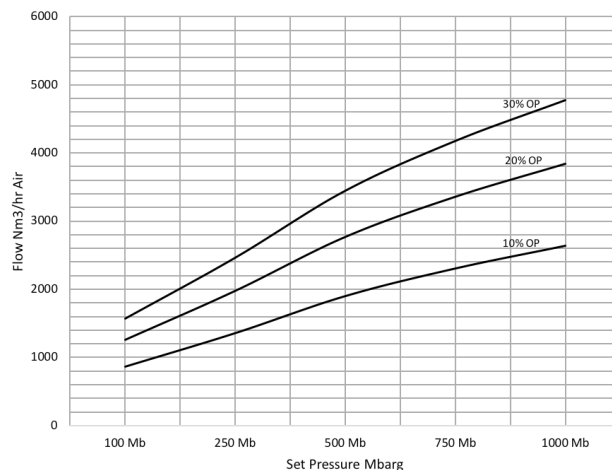
3" Pressure Flow B300 Closed Spring



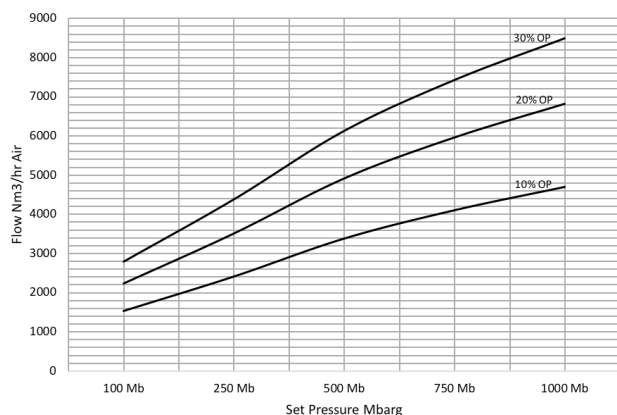
4" Pressure Flow B300 Closed Spring



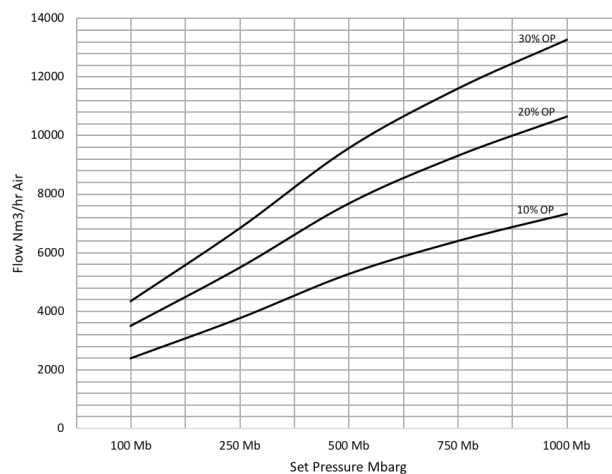
6" Pressure Flow B300 Closed Spring



8" Pressure Flow B300 Closed Spring



10" Pressure Flow B300 Closed Spring



B300 Series CVS

Pressure or Vacuum Relief Valves



12" Pressure Flow B300 Closed Spring

